



# AlphaBed

---

## PRODUCT & PRICE GUIDE

**WALLBEDS**  
Australia  
1300 663 660

## Reclaiming your space...

Our space saving bed solutions are an attractive way to make more of your home or maximise earning potential on a rental property. They'll not only be functional; they're stylish too. Whether you install into a recessed wall cavity or use one of our cupboard solutions, you'll have a multi-functional space that looks great as well.



# AlphaBed

The AlphaBed is delivered as a ready to assemble Flat Pack direct to you, along with a range of optional side bookcase designs. We have designed our cabinetry in such a way that you do not need to be a "tradies" to assemble one of our WallBeds.

## THE AlphaBed FLAT PACK

Alpha Steel Bed Range available in Single, Double, Queen and King. The Alpha Bed must go into cabinetry as the bed lift mechanism gets fixed to the sides of the cabinetry box. The leg of the bed swings out from over the top of the bed frame.

## ALPHA FLAT PACK

The Alpha Flat Pack includes the bed frame and mechanism plus the cabinetry. The cabinetry has a choice of:

- Surrounding cabinetry box.
- Surrounding cabinetry box with bookcase.
- Surrounding cabinetry with desk.
- Variation to standard cabinetry is available to suit your needs.\*\*

### Please note the following information about our AlphaBed DIY Wall bed range.

\*All prices are inclusive of freight to NSW, VIC, & QLD below Rockhampton.

\*Some remote regions may incur extra freight costs.

\*Please contact Wall Beds Australia for a quote on freight to WA, TAS NT SA & North QLD, (Rockhampton & above).

\*\*Extra charges will apply.

*All prices are inclusive of GST*

To order your Wall Bed or find out more call us or go to [wallbedsaustralia.com.au](http://wallbedsaustralia.com.au)

© 2018 Wallbeds Australia

**WALLBEDS**  
 **Australia**  
 1300 663 660

# AlphaBed

3

## Flat Pack Price Guide – Delivered\*

The Flat Pack includes the steel bed frame, mechanism plus the cabinetry, hardware and two handles.

Recommended maximum mattress thickness for the AlphaBed is 30cm.

Mattress is not included. Bookcase options on page 4.


	Modern Colour Range	Premium Colour Range
Single	\$2,060	\$2,545
Double	\$2,260	\$2,745
Queen	\$2,430	\$2,905
King	\$2,650	\$3,115

### Vertical Size

	Box Size H x W x D	Wall to end of Bed Door Panel Protrusion
Single	2087 x 1123 x 410	2150mm
Double	2087 x 1505 x 410	2150mm
Queen	2215 x 1658 x 410	2285mm
King	2215 x 2066 x 410	2285mm

### Horizontal Size

	Box Size H x W x D	Wall to end of Bed Frame Protrusion
Single	1187 x 2028 x 410	1258mm
Double	1567 x 2028 x 410	1637mm
Queen	1721 x 2155 x 410	1791mm



To order your Wall Bed or find out more call us or go to [wallbedsaustralia.com.au](http://wallbedsaustralia.com.au)

© 2018 Wallbeds Australia

**WALLBEDS**  
Australia  
1300 663 660

Additional Bookcase options available to compliment your Alpha Wall Bed.

Stock#	AlphaBed Bookcase Options	Modern Colour Range	Premium Colour Range
AB-1	Bookcase with 4 x adjustable shelves	\$280	\$310
AB-1a	Bookcase with 4 x adjustable shelves - full door	\$440	\$465
AB-2	Bookcase with 4 x FIXED shelves	\$295	\$325
AB-2a	Bookcase with 4 x FIXED shelves, full door	\$455	\$480
AB-3	Bookcase with 3 x adjustable shelves, 1 x drawer 1 x small cupboard	\$450	\$475
AB-3a	Bookcase with 3 x adjustable shelves, 1/2 door, 1 x drawer, 1 x small cupboard	\$520	\$545
AB-4	Bookcase with 3 x adjustable shelves, 2 x drawers	\$460	\$485
AB-4a	Bookcase with 3 x adjustable shelves, 1/2 door, 2 drawers	\$530	\$555
AB-5	Bookcase with 3 x adjustable shelves, 3 drawers	\$475	\$500
AB-5a	Bookcase with 3 x adjustable shelves, 1/2 door, 3 drawers below	\$545	\$570


## Standard Bookcase Measurements

	H x W x D
Single	2087 x 514 x 410
Double	2087 x 386 x 410
Queen	2215 x 446 x 410
King	2215 x 373 x 410

To order your Wall Bed or find out more call us or go to [wallbedsaustralia.com.au](http://wallbedsaustralia.com.au)

*Bookcase illustrations are indicative only*


**AB-1**



**AB-1a**



**AB-2**



**AB-2a**



**AB-3**



**AB-3a**



**AB-4**



**AB-4a**



**AB-5**



**AB-5a**



To order your Wall Bed or find out more call us or go to [wallbedsaustralia.com.au](http://wallbedsaustralia.com.au)

© 2018 Wallbeds Australia



# AlphaBed

## Studio Desk



WallBeds Australia can supply you with the Studio Desk mechanism only. Or the complete Studio Desk package to create a beautiful study desk that complements your room. The Studio Desk simply attaches to the front of the Alpha wall bed and lowers when you open your bed. No need to clear the desk prior to opening your Alpha Bed as the desk remains level the whole time.

### COMPLETE DESK PACKAGE

**\$460.00\***

### STUDIO DESK MECHANISM

**ONLY \$265.00\***

\* Price shown is for desk components only. Does not include wall bed.

You will need to add the cost of the Studio Desk to the Alpha Bed that you select. Refer to Alpha Bed Price Guide.

**\*\*The Studio Desk IS NOT compatible with the Horizontal Alpha Wall bed.**

	Desk Top Dimensions W x D	Desk Back Dimensions W x D
Single	1036 x 560	1036 x 216
Double	1415 x 560	1415 x 216
Queen	1568 x 560	1568 x 216
King	1973 x 560	1973 x 216

To order your Wall Bed or find out more call us or go to **wallbedsaustralia.com.au**

# AlphaBed

7

## Steel Bed Frame (Mechanism Only)

Consists of the steel bed frame, spring mechanism, springs & full instructions which includes the cut size list for the cabinetry.

### THE FRAME

**HEAVY DUTY STEEL FRAME:** Engineered to outperform aluminium or wood components. Rugged, lifetime durability.

**PRECISE:** Takes the guesswork out of wall bed manufacturing and assembly. The exact equation to bring the cabinet and the lift mechanism together.

**COMPACT:** Reduces the cabinet depth to 410mm or less. Eliminates protrusions and saves valuable floor space.

**LIGHTER AND STRONGER:** Remove up to 45kg from some systems and have a stronger, more precise product.

**ADAPTABILITY:** Specifically engineered for use with leading wall bed mechanisms. No guesswork on hole drilling to combine the frame with the lift mechanism.

**VERTICAL OR HORIZONTAL:** The frame is precision machined to not only adapt to various mechanisms, the frame also is interchangeable as a vertical or horizontal bed.

**STRENGTH AND LOAD:** Three stiffeners ensure the strongest bed base possible. Stiffeners are notched to overlap the frame for maximum load bearing. Test to 907kg dead weight load.

**TRIP-FREE® FOLD-AWAY LEG:** No strings or cords. A leg system similar to systems costing many times more. A touch of the finger and in seconds the leg and the bed fold away.

**LIFETIME WARRANTY:** Limited lifetime warranty on manufacturers defects.

### SPRING MECHANISM



### ALPHA STEEL BED FRAME



Alpha Steel Bed Frame Mechanism Price Guide - Delivered *	
Single	\$1,160
Double	\$1,310
Queen	\$1,510
King	\$1,680

To order your Wall Bed or find out more call us or go to [wallbedsaustralia.com.au](http://wallbedsaustralia.com.au)

© 2018 Wallbeds Australia

**WALLBEDS**  
Australia  
1300 663 660

## Cabinetry Colour Chart

### PREMIUM RANGE

**Classic White**  
Sheen or Matt

**Café Cream**  
Sheen

**Parchment**  
Matt

**Crema Lini**  
Matt

**Shannon Oak**  
Sheen or Matt

**Provence Wood**  
Matt

**Cavia Lini**  
Sheen

**Artisan Oak**  
Matt

**Natural Oak**  
Matt

**Soft Walnut**  
Matt

### MODERN RANGE

**Mountain Pepper**  
Matt

**New Antique White**  
Matt

**Classic White**  
Texture

**Marina Grey**  
Matt

To order your Wall Bed or find out more call us or go to [wallbedsaustralia.com.au](http://wallbedsaustralia.com.au)

© 2018 Wallbeds Australia

**WALLBEDS**  
Australia  
1300 663 660